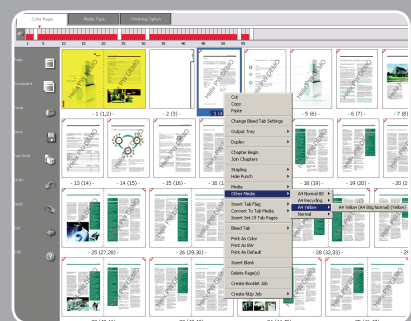
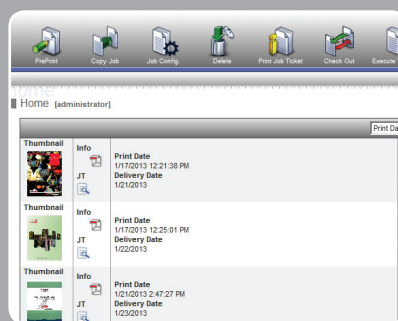
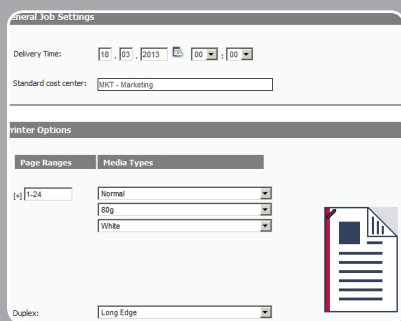


Integrated Print Room Management: CRD Printing Module

Many organizations have the need to manage both their decentral print infrastructure and their central print room, whether it is a high school or a large corporate organization. uniFLOW can help you manage it all with a single application.

With uniFLOW's CRD Printing module you can manage your entire print room, from submission to job in-take, from document make ready to production.



Job Ticketing - Easy Submission

As a print room operator, jobs reach you in various ways and often it is unclear precisely what is being requested.

Job Ticketing enables office staff to send print jobs directly from their PCs to the central print facility in an efficient and standardized manner with only a few mouse clicks.

With the optional Rules & Routing module, jobs can even be automatically rerouted from office MFDs to your print room.

Operator Dashboard - Central Job Management

Operator Dashboard is the central operator console for managing the printing of customer orders. After receiving the orders it enables operators to check, schedule and prepare jobs. It can be set up for multiple operators, each with their own queues and printers.

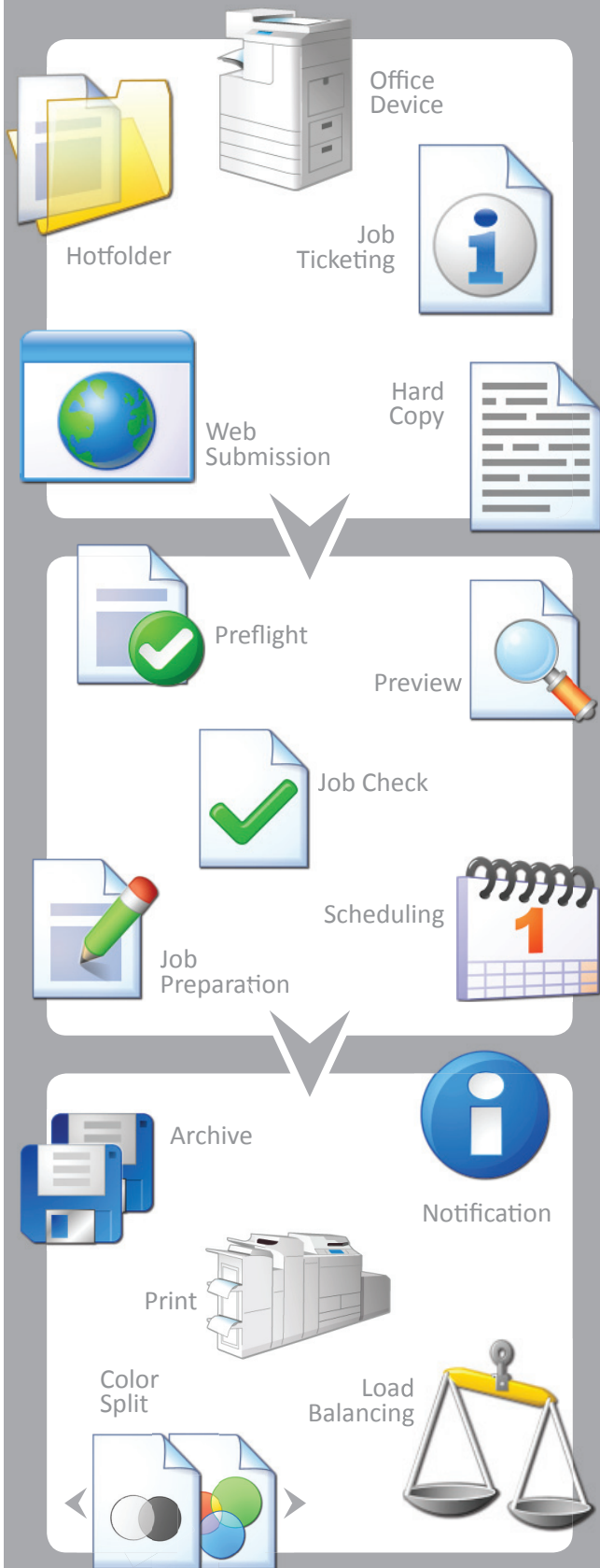
Printing is easy: just drag & drop jobs into queues or onto devices. After printing, all jobs can be stored in an archive for retrieval and re-printing at a later date.

PrePrint - Web Based Document Make Ready

Print preparation is easy with the integrated document make ready tool. This provides a complete document preview, combined with page composition and basic late-stage editing tools in a clearly laid out manner.

To optimize production you can split workloads across devices. To print more economically you can perform a color split on mixed documents, whereby the color pages are inserted in the right place in the black and white document.





Key Features and Benefits

■ **Integrated Job Ticketing** – As a print room operator, jobs may reach you in many different formats. On receipt it can be unclear what exactly is required and clarification may be necessary. Using a digital job ticket uniFLOW streamlines and standardizes the communication between office employees and print room operator, reducing the risk of errors and improving the turnaround time of jobs.

■ **Central Job Management** – The Operator Dashboard is a single, central point of control that helps the operator to effectively prioritize, schedule and print incoming jobs and manage print production systems. Using Operator Dashboard job turnaround time can be reduced and print room efficiency increased.

■ **Automatic Matching of Job Ticket and Printer Settings** – Settings defined in job tickets are automatically matched with the printer settings. Hence, no manual intervention is required for completing orders, operator performance is improved and print room productivity increased.

■ **Web Based Document Make Ready** – With the incorporated document make ready tool jobs are prepared quickly and correctly, reducing time spent on job preparation and thereby raising customer satisfaction levels. As the tool is web based it can run on any PC using Internet Explorer.

■ **Load Balancing & Color Split** – Using load balancing, large print jobs can be split across several printers. In a production environment, this will save you time and enables you to gain maximum efficiency from your printers. In addition, it will even split color and black and white pages from a mixed document and, later in the production process, perform an automated in-line merge, thereby effectively reducing printing costs.