



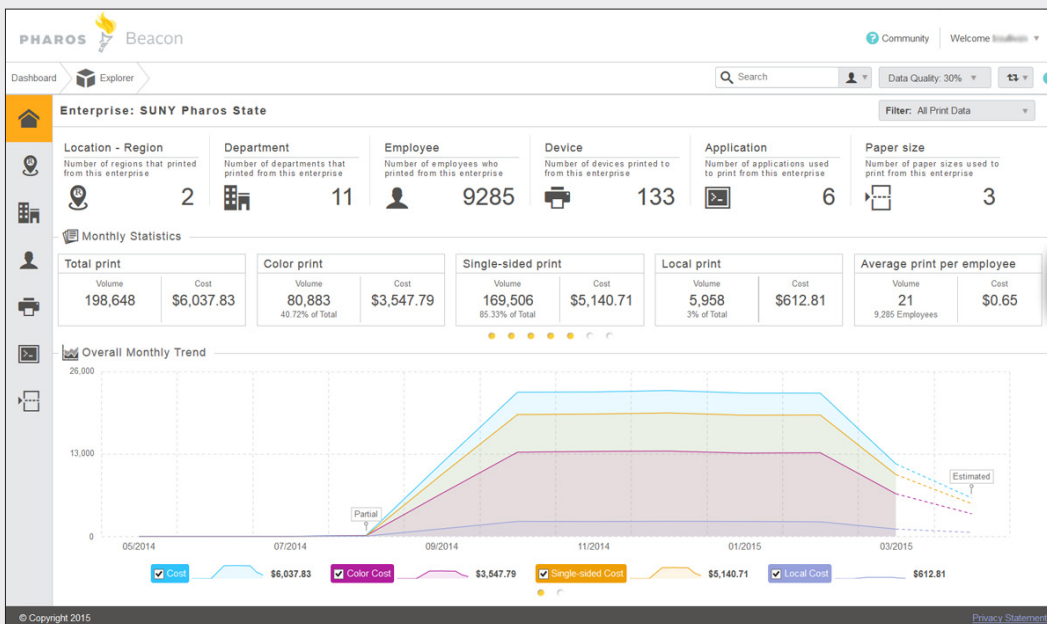
**BEACON PRINT ANALYTICS™
AND FLEET MANAGER™**



BEACON PRINT ANALYTICS™

Easily discover ways to optimize and save by accessing comprehensive job-level details about how people print across your organization.

It can be difficult to gain a thorough understanding of how print is created in your organization. Long spreadsheets full of data can be immobilizing. Beacon Print Analytics does the heavy lifting for you. It displays all the latest document-size-level details in an intuitive interface, making the task of data exploration and discovery fast and easy—allowing you to focus more on strategy and execution.





Strategic and Tactical Guidance

The Print Analytics dashboard presents key metrics and your custom targets for total annual volume, color volume vs. black-and-white, the total cost of printing monthly or annually, the user-to-device ratio, data outliers, and more. From there, you can easily explore your data further to identify tactical opportunities to reduce and optimize print across your organization.

For example, you can explore your cost outliers to gain quick insights into the top cost-producing users, departments, and applications. Seeing these outliers at a glance can help you to quickly identify opportunities to reduce unnecessary expenses.

Detailed Data

All the insights you need to improve convenience and drive down costs is right at your fingertips.

You'll have fast access to key print metrics for employees, documents, and devices, all on demand. You can explore data by region and specific departments, employee printing trends across the organization, which devices are used the most and the least, the applications people use to print, job-level details about each printed document, and all the important cost data that you need to drive meaningful change.

Clarity and Insight

To change the way people print, you first need to understand how and why they print.

Print Analytics provides the clarity you need to make sense of your data and identify the cost outliers in your environment. You can use these insights to develop your print strategy and make informed decisions that will drive positive change and continually save your organization money.

Departmental Views

You can create access groups to control which data sets various system users can see. You can create views specific to departments, locations, or a combination of both.

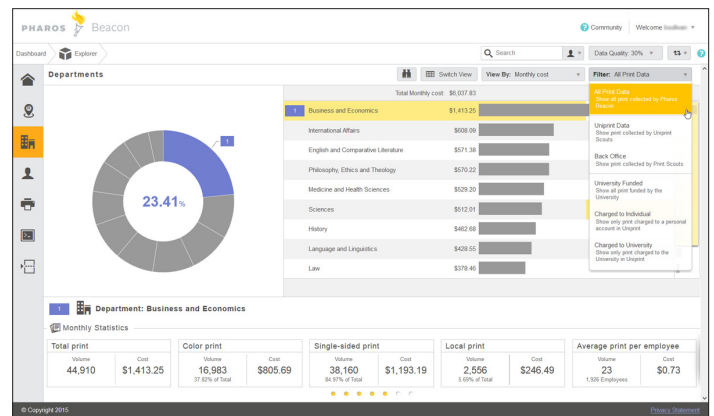


The Total Picture

Beacon captures printing activity down to locally attached personal printers at the workstation level.

Why should you care about locally attached printers?

- Desktop printers are typically much more expensive per page for both black-and-white and color.
- Print cartridges are often purchased one at a time, eliminating the opportunity for bulk discounts.
- Multiple personal printers typically means many different makes and models, which provides no economy of scale—you can't purchase and maintain your devices efficiently.



PRINT ANALYTICS WITH UNIPRINT CONNECTOR

For universities, colleges, and libraries, Print Analytics with Uniprint Connector adds another layer of data to your collection. It reveals the total cost of print for both the back office and all student print environments managed by Uniprint.

Easily filter your views to learn how print happens within a specific group or department, and see how it was funded—whether it was charged to a cost center, debited from a Uniprint purse, or funded by a 3rd party payment system.

The Uniprint Connector shows the cost of print and funding sources, not what the school charges for printing. This data helps you discover your organization's total cost of ownership with regard to print, so you can focus on specific areas for optimization and savings.

Filter: All Print Data

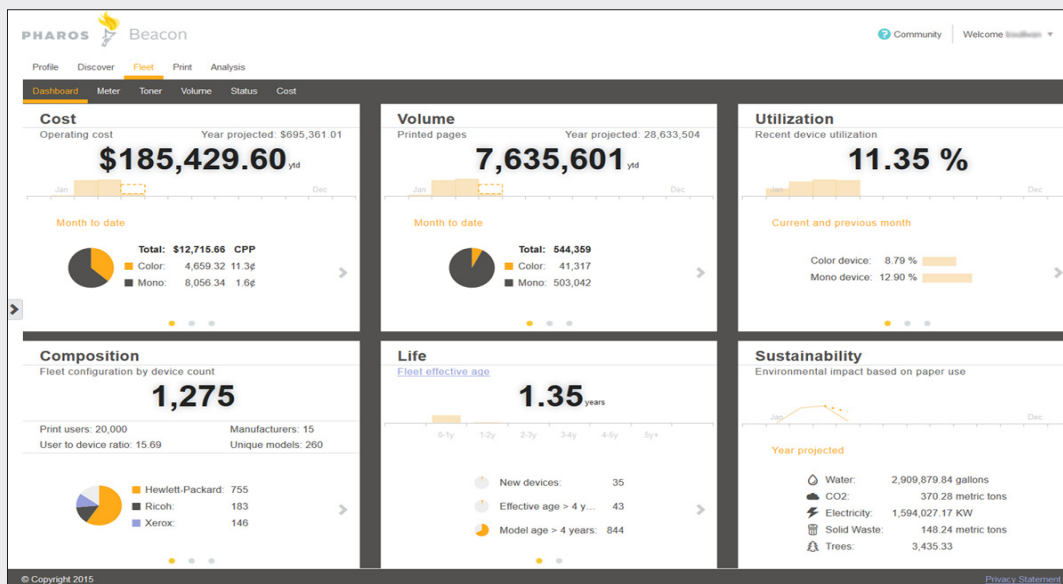
- All Print Data**
Show all print collected by Pharos Beacon
- Uniprint Data
Show print collected by Uniprint Scouts
- Back Office
Show print collected by Print Scouts
- University Funded
Show all print funded by the University
- Charged to Individual
Show only print charged to a personal account in Uniprint
- Charged to University
Show only print charged to the University in Uniprint



BEACON FLEET MANAGER™

Most organizations don't know the real cost of their printing, or how they can optimize their print environment to save money and improve convenience.

Beacon makes it easy to reduce your printing costs and optimize your device environment to better serve your people. Fleet Manager provides a comprehensive, multi-vendor view of all devices across your organization. It reveals the volume, service, and operating cost information that you need to successfully manage your environment and maintain an efficient fleet. Easily access your page volume, meters, toner levels, and device states, all on demand, with minimal effort.





You Can't Manage What You Can't See

Beacon is a cloud solution that makes it easy to see the true cost of printing throughout your organization. You will quickly realize that print is an easy target in your overall effort to reduce expenses. Take control of your print environment and make informed decisions that will reduce operating costs and waste.

- There's no need to purchase or maintain servers.
- Getting started is easy: you can achieve total device awareness in about one hour.
- Subscription pricing provides a low-risk path to ROI realization.
- The secure services have achieved an SSAE 16 audit and ISO 27001 security certification.

Automatic Updates (One Less Thing You Need To Do)

Fleet Manager supports mixed fleets and ensures that your device data is current with the latest models from all manufacturers. Any time an unknown device is identified, the Beacon database is automatically updated with information on that device. You always have the latest device information available anywhere, with no effort on your part!

GET TO KNOW YOUR DEVICES

Toner

Keep your devices running optimally with more efficient inventory replacement.

Monitor all device toner levels at once and see exactly which colors are running low on specific devices. You can even filter your view to display only those devices with cartridges that have crossed a minimum threshold that you set. Then you can order toner so that it arrives just in time for replacement, and avoid having a storage room full of cartridges waiting to be used.

Volume

Easily monitor your device volume and utilization patterns to recognize changes in your print environment.

Understanding how your people use your devices is a critical first step toward reducing costs and improving user convenience.

Follow the trends to improve efficiency. A dramatic increase or decrease in a device's volume can indicate that print activity has shifted from one device to another, which could indicate user preference. Or, perhaps there's a new work process that is driving extra volume, which might warrant a change in your fleet configuration.

Measure how efficiently your devices are used. Quickly locate devices that are being driven too hard (over 100% utilization rate) and are therefore at risk of producing service costs. Or, locate underutilized devices to identify opportunities to reduce your fleet or relocate devices to improve user convenience.

Meter

Spend less time recording meter reads and more time focusing on preventative action.

With Fleet Manager, meter reads are automated and brought to you in a central location. You no longer need to walk to each device, gather data, and call it in. Instead, use the data and your newly acquired free time to perform preventative maintenance actions. For example, filter your view to see the effective age of your devices and get a life profile of your fleet. Quickly identify devices that have reached a high life count and might require replacement.

Status

Stay informed about the status of device supplies and service-related conditions.

Devices that are not working properly reduce convenience and drive up costs by forcing people to print to devices that are perhaps not as close to them or that possibly cost more. So, it's important to know when devices are down or in need of service. Beacon makes it easy for you to take action and quickly resolve problems with your fleet.

Know if a device requires service before users discover it and submit a ticket. You can easily look for device issues by floor, building, or campus, and then proactively manage that area. For example, if a device on the 3rd floor is down, you can quickly determine if other devices nearby are in need of service and plan your actions accordingly.

The screenshot shows the PHAROS Beacon dashboard. At the top, there are navigation tabs: Profile, Discover, Fleet (selected), Print, and Analysis. Below this is a sub-menu: Dashboard, Meter, Toner (selected), Volume, Status, and Cost. The main content area displays a table of printer devices. The table has columns for Model, Manufacturer, Serial Number, IPV4 Address, Last Supply Read, and four toner levels: Black, Cyan, Magenta, and Yellow. Each toner level is represented by a progress bar and a percentage. The table is sorted by 'Lowest Toner L...' and shows 184 items in total. The footer indicates 'Copyright 2015' and 'Privacy Statement'.

Model	Manufacturer	Serial Number	IPV4 Address	Last Supply Read	Lowest Toner L...	Black	Cyan	Magenta	Yellow
Color imageRUNN...	Canon	B58B24715C54	192.168.1.100	03/16/2015 07:28:5...	55%	97%	97%	55%	
Aficio 1232C	Ricoh	DC3984169D6C	192.168.1.101	03/16/2015 07:28:5...	35%	54%	96%	35%	
CL7100	Ricoh	7928A9974448	192.168.1.102	02/05/2015 03:06:1...	24%	54%	95%	81%	
LaserJet Pro 400 C...	Hewlett-Packard	1B8892129AC3	192.168.1.103	03/16/2015 07:28:5...	1%	1%	95%	44%	
Platinum Pro905	Lexmark	AAFC2513641	192.168.1.104	02/05/2015 03:06:1...	7%	45%	94%	50%	
Aficio 1232C	Ricoh	85FA0D85C7B3	192.168.1.105	02/05/2015 03:06:1...	10%	10%	94%	92%	
WorkCentre 6400/S	Xerox	969645A50793	192.168.1.106	03/16/2015 07:28:5...	42%	56%	94%	42%	
CLP-510	Samsung	9257FBCD8179	192.168.1.107	03/16/2015 07:28:5...	25%	55%	93%	81%	
Business InkJet 11...	Hewlett-Packard	4FAA13D4A9E	192.168.1.108	02/05/2015 03:06:1...	1%	23%	92%	21%	
Aficio 1224C	Ricoh	07E2A2AABC6C	192.168.1.109	02/05/2015 03:06:1...	21%	89%	92%	21%	
Aficio 1232C	Ricoh	16B82F9033BA	192.168.1.110	03/16/2015 07:28:5...	14%	80%	92%	14%	
Platinum Pro905	Lexmark	8E4891D84438	192.168.1.111	02/05/2015 03:06:1...	64%	64%	91%	74%	
Platinum Pro905	Lexmark	F07905D62559	192.168.1.112	02/05/2015 03:06:1...	19%	23%	91%	41%	
imageRUNNER AD...	Canon	40D4C15E761E	192.168.1.113	03/16/2015 07:28:5...	49%	49%	89%	74%	
Color LaserJet 260...	Hewlett-Packard	850B99CA77C1	192.168.1.114	03/16/2015 07:28:5...	35%	47%	88%	35%	
CL7100	Ricoh	C586219EE248	192.168.1.115	03/16/2015 07:28:5...	40%	64%	86%	56%	
i550	Canon	3E5C091E8543	192.168.1.116	03/16/2015 07:28:5...	43%	43%	86%	73%	
CL7100	Ricoh	232F9E4A763D	192.168.1.117	03/16/2015 07:28:5...	41%	72%	86%	90%	

Canon

CANON SOLUTIONS AMERICA

For more information, call or visit
1-800-815-4000 CSA.CANON.COM

Canon is a registered trademark of Canon Inc. in the United States and may also be a registered trademark or trademark in other countries. Pharos®, Uniprint®, Pharos Beacon®, Secure Release Here®, MobilePrint™, and Pharos Print Center™ are trademarks or registered trademarks of Pharos Systems International, Inc. All other referenced product names and marks are trademarks of their respective owners. Neither Canon Inc., Canon U.S.A., Inc. nor Canon Solutions America, Inc. represents or warrants any third-party product or feature referenced hereunder. Specifications and availability subject to change without notice. Not responsible for typographical errors.
©2017 Canon Solutions America, Inc. All rights reserved.

10/17-352-1287-B